6m x 3m ALUMINIUM Gazebo





■ OUTER BORDER ■ OVERHANG ■ SAFE AREA

PLEASE READ THROUGH THE INSTRUCTIONS

* Background design must fill the complete area till the outer border line.
* Avoid designing logos & wording over the material join line.
* All logos & wording must be kept within the safe area lines - as stated in colours above.
* Before Exporting or Saving Files - PLEASE REMOVE ALL TEMPLATE LINES.
* CorelDraw - Convert all Text to CURVES - Adobe Illustrator : Type - Create Outlines
  - Please refrain from locking layers in Illustrator.
* Break all dropshadows apart, if possible, and convert to 150/200dpi Bitmap
* Send Vector PDF format and/or Original Design file (Open File) - Photoshop/CorelDraw/Illustrator.
* Files can be sent via e-mail to the respective sales rep, or can be sent via WeTransfer
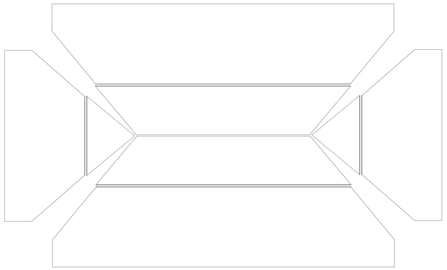
SAMPLE OF GAZEBO LAYOUT